

# Vehicle Registration Data Update

7 March 2019

Dennis Perkinson, Ph.D.

# Terminology

---

- What do we mean when we say...

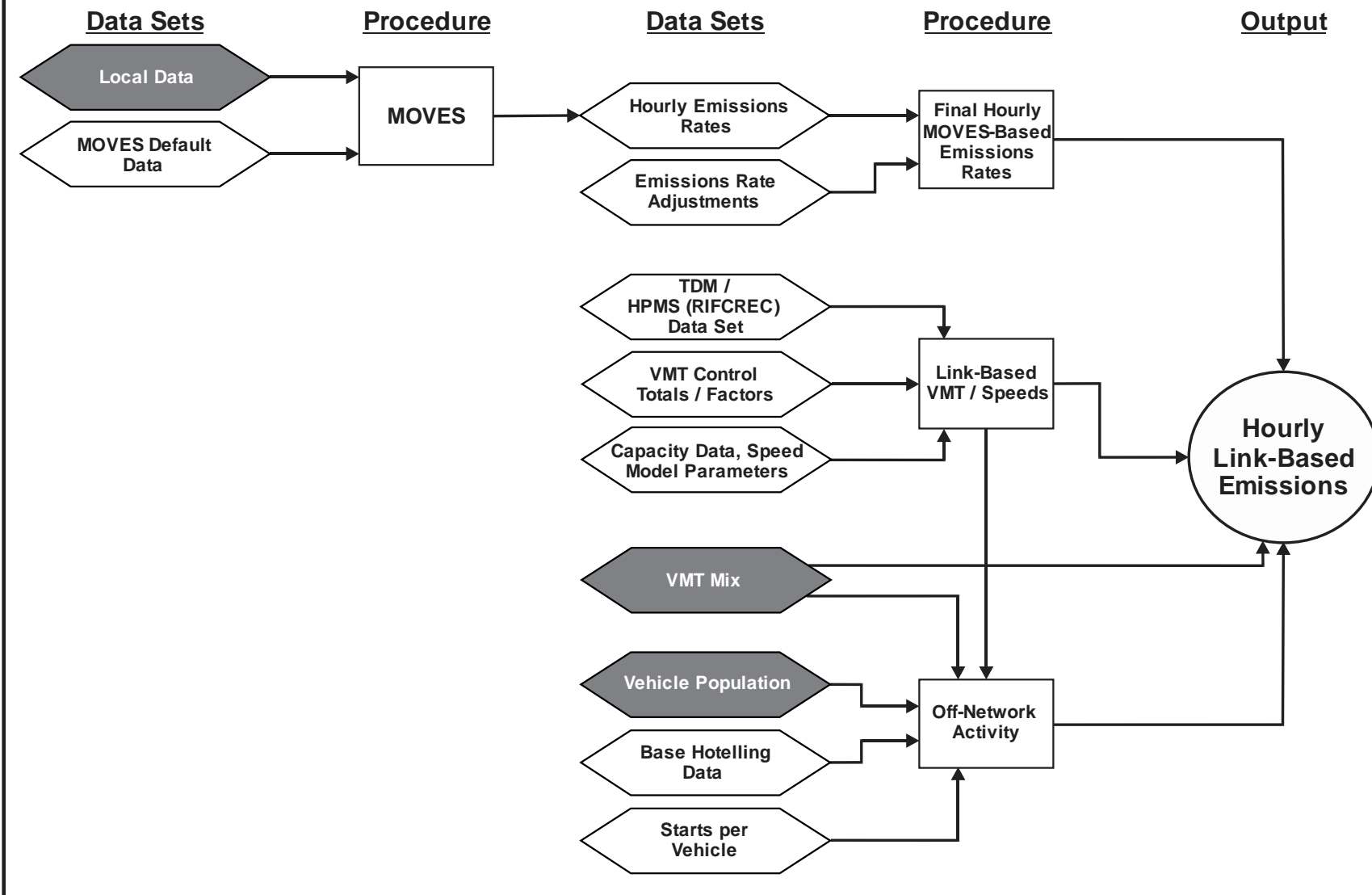
*“vehicle registration data”?*

# What is it used for?

---

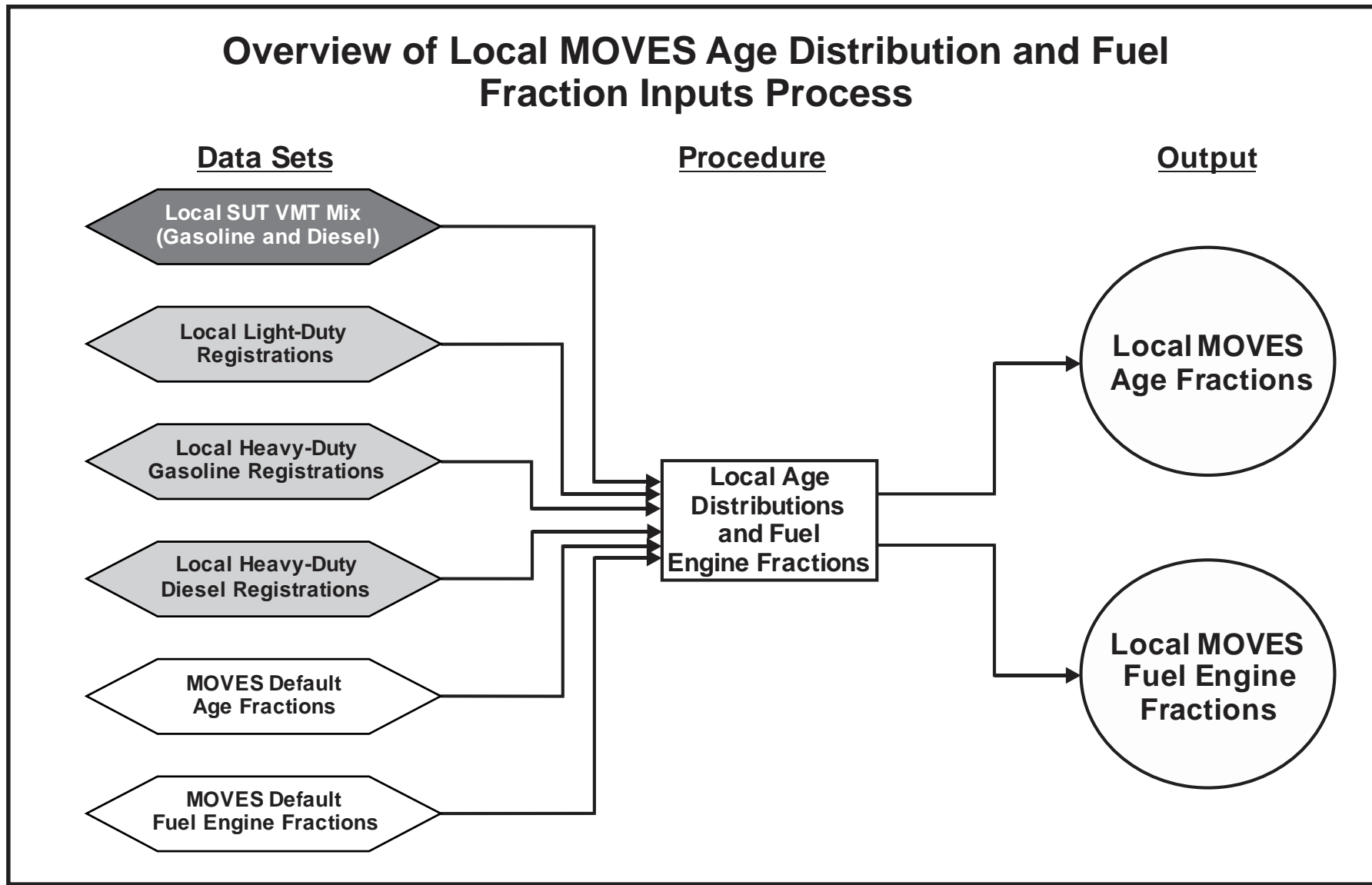
- MOVES-based emissions estimation process.
- Four applications:
  - Emission Rates
  - Fuel Fractions
  - Vehicle Population
  - Source Use Types / VMT Mix

## Overview of Link-Level Emissions Estimation Process



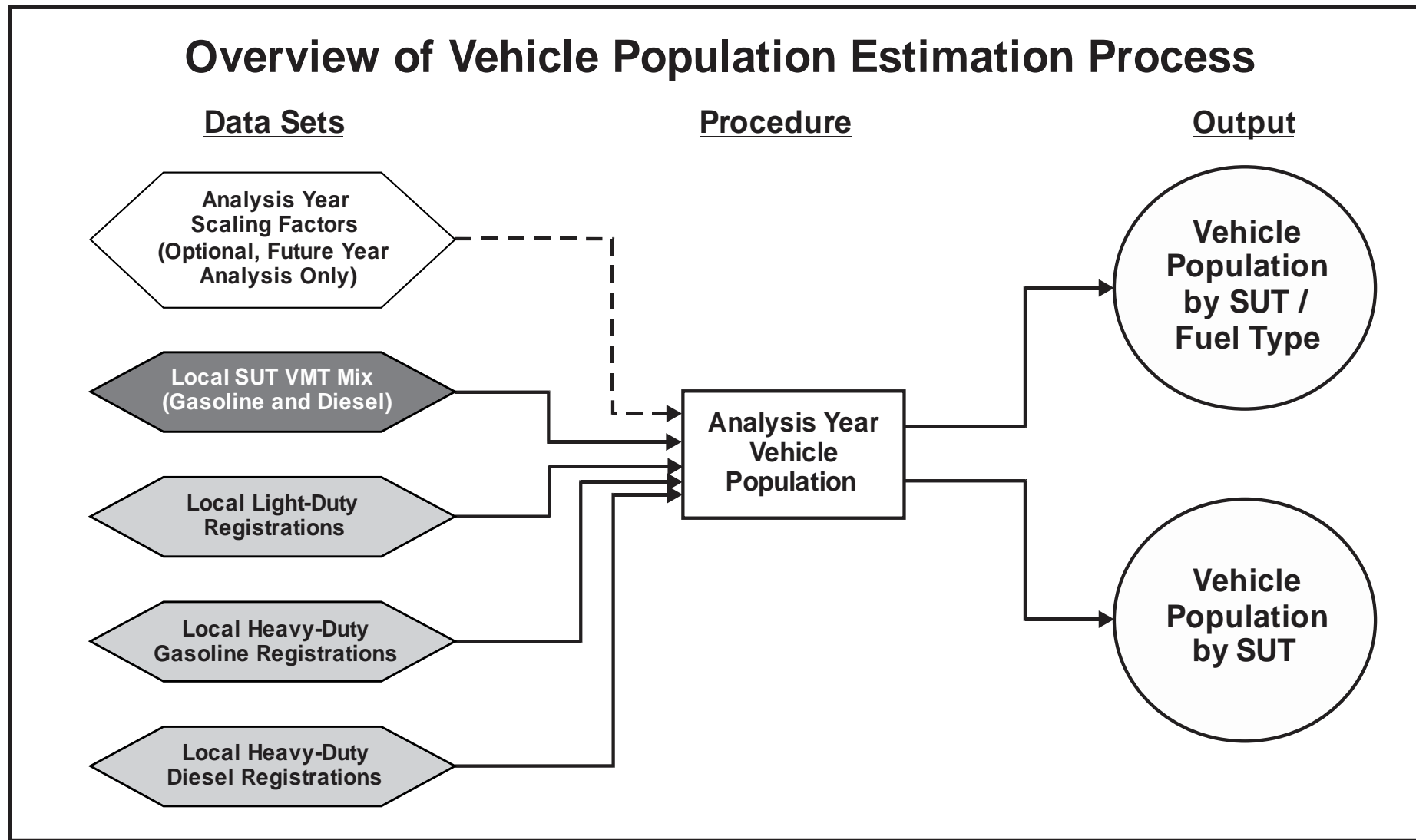
Source: Texas A&M Transportation Institute, January 2018.

# Overview of Local MOVES Age Distribution and Fuel Fraction Inputs Process



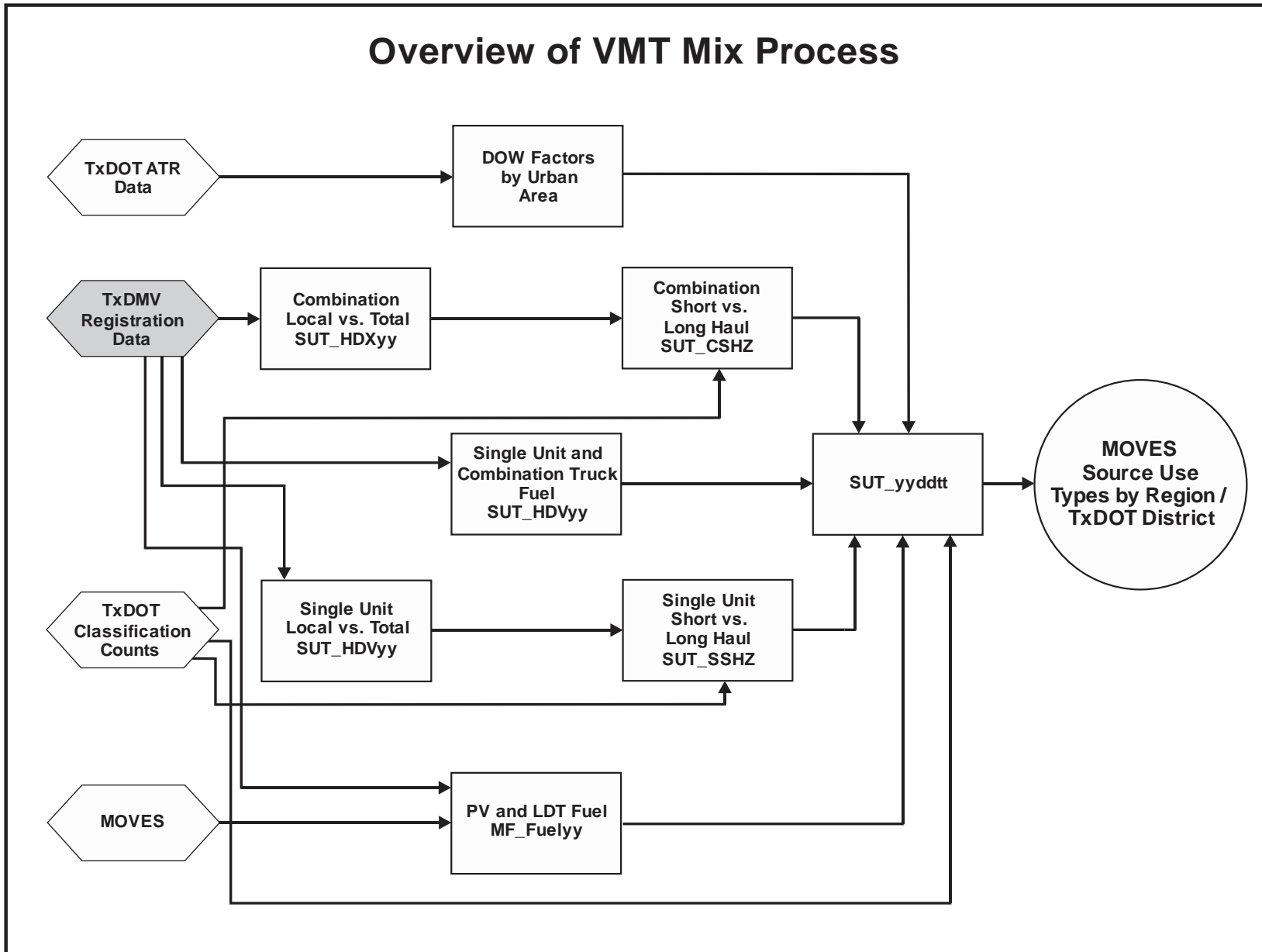
Source: Texas A&M Transportation Institute, January 2018.

# Overview of Vehicle Population Estimation Process



Source: Texas A&M Transportation Institute, January 2018.

# Overview of VMT Mix Process



Source: Texas A&M Transportation Institute, January 2018.

# Where are we on this?

---

## Status

- 2018 “Mid-Year” registration data obtained
- Data reviewed – access & structure confirmed
- Source Use Type / VMT mix application confirmed
- MOVES emissions rates application in progress

But...



# Where are we on this?

---

- Questions / Possible Issues (2018 vs 2014)
  - Increase in short-haul heavy trucks (vs total heavy trucks)
  - Increase in total vehicles

# Where are we on this?

---

“*Data* is a four letter word.”

Jim Benson, TTI

# Where are we on this?

---

- Current Activities
  - Dialog with DMV on heavy trucks
  - Dialog with DMV on passenger vehicles
  - Confirmation of procedures & definitions

# What do we mean by “latest” planning assumptions?

- Using the "latest" planning assumptions means that the conformity determination
- is based on the **most current information that is available** to state and local planners
- (e.g., the MPO or other agency can obtain the information from another agency, the
- information is appropriate for the current conformity determination, the information is
- readily transferable for use in transportation and/or emissions modeling, etc.).
  
- Latest planning assumptions must be derived from the population, employment,
- travel, and congestion estimates that have been **most recently developed** by the MPO
- (or other agency authorized to make such estimates), and approved by the MPO (40
- CFR 93.110(b)). Once approved, these estimates must be used for determining the
- latest planning assumptions (40 CFR 93.110(a)).
  
- The **interagency consultation process must be used** to determine which planning
- assumptions are considered the latest and best assumptions for conformity
- determinations. The conformity rule specifically requires that the interagency
- consultation process be used to evaluate and choose assumptions to be used in
- Conformity analyses (40 CFR 93.105(c)(1)(i)).
  
- [EPA420-B-08-901 page 7]

# Here are the numbers...

---

Year	LDV	Trucks	Total
2010J	11,244,210	5,568,851	16,813,061
2011J	11,463,814	5,595,505	17,059,319
2012J	11,791,177	5,670,595	17,461,772
2013J	12,119,562	5,718,293	17,837,855
2014J	12,497,644	5,756,442	18,254,086
2018 - Mid to Late	19,880,929	8,076,559	27,957,488